






















 <p>PULLDOWN 160.120</p> <table border="1"> <tr><td>0°</td><td>120</td><td>160 × 70</td><td>150 × 120</td><td>120 × 120</td></tr> <tr><td>45° R</td><td>90</td><td>100 × 90</td><td>90 × 120</td><td>90 × 90</td></tr> <tr><td>60° R</td><td>55</td><td>55 × 65</td><td>55 × 65</td><td>55 × 55</td></tr> </table> <p>0,25/0,37 kW 1620 × 13 × 0,65 mm</p>	0°	120	160 × 70	150 × 120	120 × 120	45° R	90	100 × 90	90 × 120	90 × 90	60° R	55	55 × 65	55 × 65	55 × 55	 <p>PULLDOWN 225.160</p> <table border="1"> <tr><td>0°</td><td>180</td><td>225 × 180</td><td>225 × 180</td><td>180 × 180</td></tr> <tr><td>45° R</td><td>170</td><td>170 × 100</td><td>140 × 180</td><td>160 × 160</td></tr> <tr><td>60° R</td><td>100</td><td>110 × 80</td><td>110 × 80</td><td>80 × 80</td></tr> </table> <p>0,65/0,9 kW 2400 × 20 × 0,9 mm</p>	0°	180	225 × 180	225 × 180	180 × 180	45° R	170	170 × 100	140 × 180	160 × 160	60° R	100	110 × 80	110 × 80	80 × 80	 <p>ERGONOMIC 230.190 G</p> <table border="1"> <tr><td>0°</td><td>190</td><td>210 × 150</td><td>220 × 190</td><td>190 × 190</td></tr> <tr><td>45° R</td><td>150</td><td>150 × 150</td><td>150 × 150</td><td>150 × 150</td></tr> <tr><td>60° R</td><td>100</td><td>100 × 60</td><td>100 × 60</td><td>60 × 60</td></tr> </table> <p>0,65/0,9 kW 2470 × 20 × 0,9 mm</p>	0°	190	210 × 150	220 × 190	190 × 190	45° R	150	150 × 150	150 × 150	150 × 150	60° R	100	100 × 60	100 × 60	60 × 60	 <p>ERGONOMIC 275.230 DG</p> <table border="1"> <tr><td>0°</td><td>230</td><td>275 × 200</td><td>250 × 230</td><td>230 × 230</td></tr> <tr><td>45° R</td><td>190</td><td>190 × 160</td><td>180 × 230</td><td>190 × 190</td></tr> <tr><td>45° L</td><td>170</td><td>185 × 100</td><td>90 × 230</td><td>150 × 150</td></tr> <tr><td>60° R</td><td>120</td><td>120 × 85</td><td>120 × 85</td><td>85 × 85</td></tr> </table> <p>1,1/1,5 kW 2720 × 27 × 0,9 mm</p>	0°	230	275 × 200	250 × 230	230 × 230	45° R	190	190 × 160	180 × 230	190 × 190	45° L	170	185 × 100	90 × 230	150 × 150	60° R	120	120 × 85	120 × 85	85 × 85	 <p>ERGONOMIC 320.250 G</p> <table border="1"> <tr><td>0°</td><td>250</td><td>320 × 170</td><td>290 × 240</td><td>240 × 240</td></tr> <tr><td>45° R</td><td>220</td><td>230 × 140</td><td>200 × 230</td><td>200 × 200</td></tr> <tr><td>60° R</td><td>110</td><td>130 × 105</td><td>130 × 105</td><td>105 × 105</td></tr> </table> <p>1,1/1,5 kW 2910 × 27 × 0,9 mm</p>	0°	250	320 × 170	290 × 240	240 × 240	45° R	220	230 × 140	200 × 230	200 × 200	60° R	110	130 × 105	130 × 105	105 × 105	 <p>ERGONOMIC 320.250 DG</p> <table border="1"> <tr><td>0°</td><td>250</td><td>320 × 200</td><td>300 × 240</td><td>240 × 240</td></tr> <tr><td>45° R</td><td>220</td><td>230 × 120</td><td>190 × 230</td><td>190 × 190</td></tr> <tr><td>45° L</td><td>180</td><td>230 × 70</td><td>110 × 230</td><td>160 × 160</td></tr> <tr><td>60° R</td><td>120</td><td>130 × 100</td><td>130 × 100</td><td>100 × 100</td></tr> </table> <p>1,1/1,5 kW 2910 × 27 × 0,9 mm</p>	0°	250	320 × 200	300 × 240	240 × 240	45° R	220	230 × 120	190 × 230	190 × 190	45° L	180	230 × 70	110 × 230	160 × 160	60° R	120	130 × 100	130 × 100	100 × 100	 <p>ERGONOMIC 320.250 DGS</p> <table border="1"> <tr><td>0°</td><td>250</td><td>320 × 190</td><td>300 × 240</td><td>240 × 240</td></tr> <tr><td>45° R</td><td>220</td><td>220 × 120</td><td>190 × 240</td><td>210 × 210</td></tr> <tr><td>45° L</td><td>180</td><td>200 × 100</td><td>110 × 240</td><td>160 × 160</td></tr> <tr><td>60° R</td><td>130</td><td>130 × 100</td><td>130 × 100</td><td>100 × 100</td></tr> </table> <p>1,1/1,5 kW 2910 × 27 × 0,9 mm</p>	0°	250	320 × 190	300 × 240	240 × 240	45° R	220	220 × 120	190 × 240	210 × 210	45° L	180	200 × 100	110 × 240	160 × 160	60° R	130	130 × 100	130 × 100	100 × 100	 <p>ERGONOMIC 290.250 GAE</p> <table border="1"> <tr><td>0°</td><td>250</td><td>280 × 230</td><td>290 × 230</td><td>240 × 240</td></tr> <tr><td>45° R</td><td>210</td><td>220 × 80</td><td>190 × 230</td><td>190 × 190</td></tr> <tr><td>60° R</td><td>120</td><td>120 × 80</td><td>120 × 100</td><td>100 × 100</td></tr> </table> <p>1,1/1,5 kW 2910 × 27 × 0,9 mm</p>	0°	250	280 × 230	290 × 230	240 × 240	45° R	210	220 × 80	190 × 230	190 × 190	60° R	120	120 × 80	120 × 100	100 × 100	 <p>ERGONOMIC 290.250 GAC</p> <table border="1"> <tr><td>0°</td><td>250</td><td>280 × 230</td><td>290 × 230</td><td>240 × 240</td></tr> <tr><td>45° R</td><td>210</td><td>220 × 80</td><td>190 × 230</td><td>190 × 190</td></tr> <tr><td>60° R</td><td>120</td><td>120 × 80</td><td>120 × 100</td><td>100 × 100</td></tr> </table> <p>1,1/1,5 kW 2910 × 27 × 0,9 mm</p>	0°	250	280 × 230	290 × 230	240 × 240	45° R	210	220 × 80	190 × 230	190 × 190	60° R	120	120 × 80	120 × 100	100 × 100	 <p>ERGONOMIC 290.250 ANC</p> <table border="1"> <tr><td>0°</td><td>250</td><td>290 × 250</td><td>290 × 250</td><td>250 × 250</td></tr> </table> <p>1,1/1,5 kW 2910 × 27 × 0,9 mm</p>	0°	250	290 × 250	290 × 250	250 × 250	 <p>ERGONOMIC 290.250 GANC</p> <table border="1"> <tr><td>0°</td><td>250</td><td>290 × 250</td><td>290 × 250</td><td>250 × 250</td></tr> <tr><td>45° R</td><td>200</td><td>220 × 240</td><td>200 × 240</td><td>200 × 200</td></tr> <tr><td>60° R</td><td>110</td><td>140 × 100</td><td>140 × 110</td><td>110 × 110</td></tr> </table> <p>1,1/1,5 kW 2910 × 27 × 0,9 mm</p>	0°	250	290 × 250	290 × 250	250 × 250	45° R	200	220 × 240	200 × 240	200 × 200	60° R	110	140 × 100	140 × 110	110 × 110
0°	120	160 × 70	150 × 120	120 × 120																																																																																																																																																																																
45° R	90	100 × 90	90 × 120	90 × 90																																																																																																																																																																																
60° R	55	55 × 65	55 × 65	55 × 55																																																																																																																																																																																
0°	180	225 × 180	225 × 180	180 × 180																																																																																																																																																																																
45° R	170	170 × 100	140 × 180	160 × 160																																																																																																																																																																																
60° R	100	110 × 80	110 × 80	80 × 80																																																																																																																																																																																
0°	190	210 × 150	220 × 190	190 × 190																																																																																																																																																																																
45° R	150	150 × 150	150 × 150	150 × 150																																																																																																																																																																																
60° R	100	100 × 60	100 × 60	60 × 60																																																																																																																																																																																
0°	230	275 × 200	250 × 230	230 × 230																																																																																																																																																																																
45° R	190	190 × 160	180 × 230	190 × 190																																																																																																																																																																																
45° L	170	185 × 100	90 × 230	150 × 150																																																																																																																																																																																
60° R	120	120 × 85	120 × 85	85 × 85																																																																																																																																																																																
0°	250	320 × 170	290 × 240	240 × 240																																																																																																																																																																																
45° R	220	230 × 140	200 × 230	200 × 200																																																																																																																																																																																
60° R	110	130 × 105	130 × 105	105 × 105																																																																																																																																																																																
0°	250	320 × 200	300 × 240	240 × 240																																																																																																																																																																																
45° R	220	230 × 120	190 × 230	190 × 190																																																																																																																																																																																
45° L	180	230 × 70	110 × 230	160 × 160																																																																																																																																																																																
60° R	120	130 × 100	130 × 100	100 × 100																																																																																																																																																																																
0°	250	320 × 190	300 × 240	240 × 240																																																																																																																																																																																
45° R	220	220 × 120	190 × 240	210 × 210																																																																																																																																																																																
45° L	180	200 × 100	110 × 240	160 × 160																																																																																																																																																																																
60° R	130	130 × 100	130 × 100	100 × 100																																																																																																																																																																																
0°	250	280 × 230	290 × 230	240 × 240																																																																																																																																																																																
45° R	210	220 × 80	190 × 230	190 × 190																																																																																																																																																																																
60° R	120	120 × 80	120 × 100	100 × 100																																																																																																																																																																																
0°	250	280 × 230	290 × 230	240 × 240																																																																																																																																																																																
45° R	210	220 × 80	190 × 230	190 × 190																																																																																																																																																																																
60° R	120	120 × 80	120 × 100	100 × 100																																																																																																																																																																																
0°	250	290 × 250	290 × 250	250 × 250																																																																																																																																																																																
0°	250	290 × 250	290 × 250	250 × 250																																																																																																																																																																																
45° R	200	220 × 240	200 × 240	200 × 200																																																																																																																																																																																
60° R	110	140 × 100	140 × 110	110 × 110																																																																																																																																																																																











 <p>ECONOMIC 410.260 G</p> <table border="1"> <tr><td>0°</td><td>275</td><td>415 × 240</td><td>180 × 275</td><td>270 × 270</td></tr> <tr><td>45° R</td><td>270</td><td>300 × 120</td><td>240 × 270</td><td>250 × 250</td></tr> <tr><td>60° R</td><td>200</td><td>200 × 100</td><td>130 × 270</td><td>180 × 180</td></tr> </table> <p>1,1/1,5 kW 3800 × 27 × 0,9 mm</p>	0°	275	415 × 240	180 × 275	270 × 270	45° R	270	300 × 120	240 × 270	250 × 250	60° R	200	200 × 100	130 × 270	180 × 180	 <p>ECONOMIC 410.260 DG</p> <table border="1"> <tr><td>0°</td><td>275</td><td>415 × 240</td><td>180 × 275</td><td>270 × 270</td></tr> <tr><td>45° R</td><td>270</td><td>300 × 120</td><td>240 × 270</td><td>250 × 250</td></tr> <tr><td>45° L</td><td>270</td><td>300 × 100</td><td>140 × 270</td><td>270 × 270</td></tr> <tr><td>60° R</td><td>200</td><td>200 × 100</td><td>130 × 270</td><td>180 × 180</td></tr> </table> <p>1,1/1,5 kW 3800 × 27 × 0,9 mm</p>	0°	275	415 × 240	180 × 275	270 × 270	45° R	270	300 × 120	240 × 270	250 × 250	45° L	270	300 × 100	140 × 270	270 × 270	60° R	200	200 × 100	130 × 270	180 × 180	 <p>ECONOMIC 510.320 G</p> <table border="1"> <tr><td>0°</td><td>345</td><td>520 × 210</td><td>150 × 370</td><td>340 × 340</td></tr> <tr><td>45° R</td><td>340</td><td>360 × 120</td><td>260 × 340</td><td>310 × 310</td></tr> <tr><td>60° R</td><td>240</td><td>240 × 120</td><td>120 × 340</td><td>220 × 220</td></tr> </table> <p>1,5/2,5 kW 4780 × 34 × 1,1 mm</p>	0°	345	520 × 210	150 × 370	340 × 340	45° R	340	360 × 120	260 × 340	310 × 310	60° R	240	240 × 120	120 × 340	220 × 220	 <p>ECONOMIC 510.320 DG</p> <table border="1"> <tr><td>0°</td><td>345</td><td>515 × 220</td><td>150 × 370</td><td>340 × 340</td></tr> <tr><td>45° R</td><td>340</td><td>360 × 120</td><td>255 × 340</td><td>310 × 310</td></tr> <tr><td>45° L</td><td>340</td><td>370 × 120</td><td>130 × 370</td><td>325 × 325</td></tr> <tr><td>60° R</td><td>240</td><td>240 × 120</td><td>130 × 340</td><td>220 × 220</td></tr> </table> <p>1,5/2,5 kW 4780 × 34 × 1,1 mm</p>	0°	345	515 × 220	150 × 370	340 × 340	45° R	340	360 × 120	255 × 340	310 × 310	45° L	340	370 × 120	130 × 370	325 × 325	60° R	240	240 × 120	130 × 340	220 × 220	 <p>TRANSVERSE 410.260 DGH</p> <table border="1"> <tr><td>0°</td><td>270</td><td>410 × 260</td><td>410 × 260</td><td>260 × 260</td></tr> <tr><td>45° R</td><td>260</td><td>310 × 140</td><td>260 × 270</td><td>260 × 260</td></tr> <tr><td>45° L</td><td>260</td><td>320 × 320</td><td>290 × 245</td><td>245 × 245</td></tr> <tr><td>60° R</td><td>210</td><td>210 × 120</td><td>130 × 260</td><td>180 × 180</td></tr> <tr><td>60° L</td><td>220</td><td>220 × 120</td><td>210 × 210</td><td>210 × 210</td></tr> </table> <p>1,5 kW 3800 × 27 × 0,9 mm</p>	0°	270	410 × 260	410 × 260	260 × 260	45° R	260	310 × 140	260 × 270	260 × 260	45° L	260	320 × 320	290 × 245	245 × 245	60° R	210	210 × 120	130 × 260	180 × 180	60° L	220	220 × 120	210 × 210	210 × 210	 <p>TRANSVERSE 510.330 DGH</p> <table border="1"> <tr><td>0°</td><td>345</td><td>510 × 345</td><td>510 × 345</td><td>345 × 345</td></tr> <tr><td>45° R</td><td>345</td><td>400 × 100</td><td>290 × 345</td><td>330 × 330</td></tr> <tr><td>45° L</td><td>345</td><td>410 × 100</td><td>370 × 315</td><td>315 × 315</td></tr> <tr><td>60° R</td><td>260</td><td>260 × 130</td><td>145 × 345</td><td>245 × 245</td></tr> <tr><td>60° L</td><td>260</td><td>280 × 120</td><td>270 × 180</td><td>260 × 260</td></tr> </table> <p>3 kW 4780 × 32 (34) × 1,1 mm</p>	0°	345	510 × 345	510 × 345	345 × 345	45° R	345	400 × 100	290 × 345	330 × 330	45° L	345	410 × 100	370 × 315	315 × 315	60° R	260	260 × 130	145 × 345	245 × 245	60° L	260	280 × 120	270 × 180	260 × 260	 <p>TRANSVERSE 610.440 DGH</p> <table border="1"> <tr><td>0°</td><td>440</td><td>610 × 440</td><td>610 × 440</td><td>440 × 440</td></tr> <tr><td>45° R</td><td>440</td><td>500 × 190</td><td>360 × 440</td><td>420 × 420</td></tr> <tr><td>45° L</td><td>440</td><td>510 × 180</td><td>460 × 390</td><td>390 × 390</td></tr> <tr><td>60° R</td><td>330</td><td>330 × 170</td><td>170 × 440</td><td>300 × 300</td></tr> <tr><td>60° L</td><td>350</td><td>350 × 170</td><td>330 × 310</td><td>310 × 310</td></tr> </table> <p>3 kW 5200 × 32 (34) × 1,1 mm</p>	0°	440	610 × 440	610 × 440	440 × 440	45° R	440	500 × 190	360 × 440	420 × 420	45° L	440	510 × 180	460 × 390	390 × 390	60° R	330	330 × 170	170 × 440	300 × 300	60° L	350	350 × 170	330 × 310	310 × 310	 <p>TRANSVERSE 410.260 GANC</p> <table border="1"> <tr><td>0°</td><td>260</td><td>410 × 260</td><td>410 × 260</td><td>260 × 260</td></tr> <tr><td>45° R</td><td>260</td><td>240 × 260</td><td>240 × 260</td><td>240 × 240</td></tr> <tr><td>60° R</td><td>190</td><td>200 × 120</td><td>140 × 260</td><td>180 × 180</td></tr> </table> <p>2,2 kW 3800 × 27 × 0,9 mm</p>	0°	260	410 × 260	410 × 260	260 × 260	45° R	260	240 × 260	240 × 260	240 × 240	60° R	190	200 × 120	140 × 260	180 × 180	 <p>TRANSVERSE 510.330 GANC</p> <table border="1"> <tr><td>0°</td><td>330</td><td>510 × 330</td><td>510 × 330</td><td>330 × 330</td></tr> <tr><td>45° R</td><td>330</td><td>400 × 100</td><td>290 × 330</td><td>310 × 310</td></tr> <tr><td>60° R</td><td>250</td><td>260 × 100</td><td>150 × 330</td><td>220 × 220</td></tr> </table> <p>3 kW 4780 × 34 × 1,1 mm</p>	0°	330	510 × 330	510 × 330	330 × 330	45° R	330	400 × 100	290 × 330	310 × 310	60° R	250	260 × 100	150 × 330	220 × 220	 <p>TRANSVERSE 610.440 GANC</p> <table border="1"> <tr><td>0°</td><td>440</td><td>610 × 440</td><td>610 × 440</td><td>440 × 440</td></tr> <tr><td>45° R</td><td>420</td><td>510 × 100</td><td>420 × 440</td><td>420 × 420</td></tr> <tr><td>60° R</td><td>265</td><td>340 × 100</td><td>265 × 440</td><td>265 × 265</td></tr> </table> <p>3 kW 5200 × 34 × 1,1 mm</p>	0°	440	610 × 440	610 × 440	440 × 440	45° R	420	510 × 100	420 × 440	420 × 420	60° R	265	340 × 100	265 × 440	265 × 265
0°	275	415 × 240	180 × 275	270 × 270																																																																																																																																																																																																			
45° R	270	300 × 120	240 × 270	250 × 250																																																																																																																																																																																																			
60° R	200	200 × 100	130 × 270	180 × 180																																																																																																																																																																																																			
0°	275	415 × 240	180 × 275	270 × 270																																																																																																																																																																																																			
45° R	270	300 × 120	240 × 270	250 × 250																																																																																																																																																																																																			
45° L	270	300 × 100	140 × 270	270 × 270																																																																																																																																																																																																			
60° R	200	200 × 100	130 × 270	180 × 180																																																																																																																																																																																																			
0°	345	520 × 210	150 × 370	340 × 340																																																																																																																																																																																																			
45° R	340	360 × 120	260 × 340	310 × 310																																																																																																																																																																																																			
60° R	240	240 × 120	120 × 340	220 × 220																																																																																																																																																																																																			
0°	345	515 × 220	150 × 370	340 × 340																																																																																																																																																																																																			
45° R	340	360 × 120	255 × 340	310 × 310																																																																																																																																																																																																			
45° L	340	370 × 120	130 × 370	325 × 325																																																																																																																																																																																																			
60° R	240	240 × 120	130 × 340	220 × 220																																																																																																																																																																																																			
0°	270	410 × 260	410 × 260	260 × 260																																																																																																																																																																																																			
45° R	260	310 × 140	260 × 270	260 × 260																																																																																																																																																																																																			
45° L	260	320 × 320	290 × 245	245 × 245																																																																																																																																																																																																			
60° R	210	210 × 120	130 × 260	180 × 180																																																																																																																																																																																																			
60° L	220	220 × 120	210 × 210	210 × 210																																																																																																																																																																																																			
0°	345	510 × 345	510 × 345	345 × 345																																																																																																																																																																																																			
45° R	345	400 × 100	290 × 345	330 × 330																																																																																																																																																																																																			
45° L	345	410 × 100	370 × 315	315 × 315																																																																																																																																																																																																			
60° R	260	260 × 130	145 × 345	245 × 245																																																																																																																																																																																																			
60° L	260	280 × 120	270 × 180	260 × 260																																																																																																																																																																																																			
0°	440	610 × 440	610 × 440	440 × 440																																																																																																																																																																																																			
45° R	440	500 × 190	360 × 440	420 × 420																																																																																																																																																																																																			
45° L	440	510 × 180	460 × 390	390 × 390																																																																																																																																																																																																			
60° R	330	330 × 170	170 × 440	300 × 300																																																																																																																																																																																																			
60° L	350	350 × 170	330 × 310	310 × 310																																																																																																																																																																																																			
0°	260	410 × 260	410 × 260	260 × 260																																																																																																																																																																																																			
45° R	260	240 × 260	240 × 260	240 × 240																																																																																																																																																																																																			
60° R	190	200 × 120	140 × 260	180 × 180																																																																																																																																																																																																			
0°	330	510 × 330	510 × 330	330 × 330																																																																																																																																																																																																			
45° R	330	400 × 100	290 × 330	310 × 310																																																																																																																																																																																																			
60° R	250	260 × 100	150 × 330	220 × 220																																																																																																																																																																																																			
0°	440	610 × 440	610 × 440	440 × 440																																																																																																																																																																																																			
45° R	420	510 × 100	420 × 440	420 × 420																																																																																																																																																																																																			
60° R	265	340 × 100	265 × 440	265 × 265																																																																																																																																																																																																			


 <p>INDIVIDUAL 510.330 GH</p> <table border="1"> <tr><td>0°</td><td>330</td><td>510 × 330</td><td>510 × 330</td><td>330 × 330</td></tr> <tr><td>45° R</td><td>330</td><td>340 × 300</td><td>300 × 330</td><td>310 × 310</td></tr> <tr><td>60° R</td><td>230</td><td>240 × 200</td><td>190 × 330</td><td>210 × 210</td></tr> </table> <p>3 kW 4780 × 34 × 1,1 mm</p>	0°	330	510 × 330	510 × 330	330 × 330	45° R	330	340 × 300	300 × 330	310 × 310	60° R	230	240 × 200	190 × 330	210 × 210	 <p>INDIVIDUAL 610.440 GH</p> <table border="1"> <tr><td>0°</td><td>440</td><td>635 × 440</td><td>635 × 440</td><td>440 × 440</td></tr> <tr><td>45° R</td><td>440</td><td>525 × 250</td><td>410 × 440</td><td>410 × 410</td></tr> <tr><td>60° R</td><td>350</td><td>350 × 250</td><td>230 × 440</td><td>230 × 230</td></tr> </table> <p>4 kW 6400 × 41 × 1,3 mm</p>	0°	440	635 × 440	635 × 440	440 × 440	45° R	440	525 × 250	410 × 440	410 × 410	60° R	350	350 × 250	230 × 440	230 × 230	 <p>INDIVIDUAL 640.520 GH</p> <table border="1"> <tr><td>0°</td><td>520</td><td>640 × 515</td><td>640 × 515</td><td>520 × 520</td></tr> <tr><td>45° R</td><td>500</td><td>480 × 515</td><td>480 × 515</td><td>480 × 480</td></tr> <tr><td>60° R</td><td>320</td><td>320 × 330</td><td>320 × 330</td><td>320 × 320</td></tr> </table> <p>4 kW 6400 × 41 × 1,3 mm</p>	0°	520	640 × 515	640 × 515	520 × 520	45° R	500	480 × 515	480 × 515	480 × 480	60° R	320	320 × 330	320 × 330	320 × 320	 <p>INDIVIDUAL 410.260 GANC</p> <table border="1"> <tr><td>0°</td><td>260</td><td>410 × 260</td><td>410 × 260</td><td>260 × 260</td></tr> <tr><td>45° R</td><td>260</td><td>310 × 140</td><td>250 × 260</td><td>250 × 250</td></tr> <tr><td>60° R</td><td>180</td><td>200 × 130</td><td>130 × 260</td><td>180 × 180</td></tr> </table> <p>2,2 kW 3800 × 27 × 0,9 mm</p>	0°	260	410 × 260	410 × 260	260 × 260	45° R	260	310 × 140	250 × 260	250 × 250	60° R	180	200 × 130	130 × 260	180 × 180	 <p>INDIVIDUAL 510.330 GANC</p> <table border="1"> <tr><td>0°</td><td>330</td><td>510 × 330</td><td>510 × 330</td><td>330 × 330</td></tr> <tr><td>45° R</td><td>330</td><td>340 × 300</td><td>300 × 330</td><td>310 × 310</td></tr> <tr><td>60° R</td><td>230</td><td>240 × 200</td><td>190 × 330</td><td>210 × 210</td></tr> </table> <p>3 kW 4780 × 34 × 1,1 mm</p>	0°	330	510 × 330	510 × 330	330 × 330	45° R	330	340 × 300	300 × 330	310 × 310	60° R	230	240 × 200	190 × 330	210 × 210	 <p>INDIVIDUAL 610.440 GANC</p> <table border="1"> <tr><td>0°</td><td>440</td><td>635 × 440</td><td>635 × 440</td><td>440 × 440</td></tr> <tr><td>45° R</td><td>440</td><td>520 × 300</td><td>440 × 440</td><td>440 × 440</td></tr> <tr><td>60° R</td><td>315</td><td>315 × 375</td><td>280 × 440</td><td>315 × 315</td></tr> </table> <p>4 kW 6400 × 41 × 1,3 mm</p>	0°	440	635 × 440	635 × 440	440 × 440	45° R	440	520 × 300	440 × 440	440 × 440	60° R	315	315 × 375	280 × 440	315 × 315	 <p>INDIVIDUAL 640.520 GANC</p> <table border="1"> <tr><td>0°</td><td>520</td><td>640 × 510</td><td>640 × 510</td><td>510 × 510</td></tr> <tr><td>45° R</td><td>520</td><td>540 × 300</td><td>460 × 510</td><td>500 × 500</td></tr> <tr><td>60° R</td><td>310</td><td>310 × 460</td><td>275 × 510</td><td>310 × 310</td></tr> </table> <p>4 kW 6400 × 41 × 1,3 mm</p>	0°	520	640 × 510	640 × 510	510 × 510	45° R	520	540 × 300	460 × 510	500 × 500	60° R	310	310 × 460	275 × 510	310 × 310	 <p>TRANSVERSE 615.340 DGS</p> <table border="1"> <tr><td>0°</td><td>340</td><td>615 × 340</td><td>615 × 340</td><td>340 × 340</td></tr> <tr><td>45° R</td><td>340</td><td>400 × 340</td><td>400 × 340</td><td>340 × 340</td></tr> <tr><td>45° L</td><td>340</td><td>400 × 340</td><td>400 × 340</td><td>340 × 340</td></tr> <tr><td>60° R</td><td>260</td><td>260 × 340</td><td>260 × 340</td><td>260 × 260</td></tr> <tr><td>60° L</td><td>260</td><td>260 × 340</td><td>260 × 340</td><td>260 × 260</td></tr> </table> <p>3 kW 5360 × 34 × 1,1 mm</p>	0°	340	615 × 340	615 × 340	340 × 340	45° R	340	400 × 340	400 × 340	340 × 340	45° L	340	400 × 340	400 × 340	340 × 340	60° R	260	260 × 340	260 × 340	260 × 260	60° L	260	260 × 340	260 × 340	260 × 260	 <p>TRANSVERSE 820.450 DGS</p> <table border="1"> <tr><td>0°</td><td>500</td><td>820 × 500</td><td>820 × 500</td><td>500 × 500</td></tr> <tr><td>45° R</td><td>500</td><td>560 × 500</td><td>560 × 500</td><td>500 × 500</td></tr> <tr><td>45° L</td><td>500</td><td>560 × 500</td><td>560 × 500</td><td>500 × 500</td></tr> <tr><td>60° R</td><td>360</td><td>360 × 500</td><td>360 × 500</td><td>360 × 360</td></tr> <tr><td>60° L</td><td>360</td><td>360 × 500</td><td>360 × 500</td><td>360 × 360</td></tr> </table> <p>4 kW 6470 × 41 × 1,3 mm</p>	0°	500	820 × 500	820 × 500	500 × 500	45° R	500	560 × 500	560 × 500	500 × 500	45° L	500	560 × 500	560 × 500	500 × 500	60° R	360	360 × 500	360 × 500	360 × 360	60° L	360	360 × 500	360 × 500	360 × 360
0°	330	510 × 330	510 × 330	330 × 330																																																																																																																																																															
45° R	330	340 × 300	300 × 330	310 × 310																																																																																																																																																															
60° R	230	240 × 200	190 × 330	210 × 210																																																																																																																																																															
0°	440	635 × 440	635 × 440	440 × 440																																																																																																																																																															
45° R	440	525 × 250	410 × 440	410 × 410																																																																																																																																																															
60° R	350	350 × 250	230 × 440	230 × 230																																																																																																																																																															
0°	520	640 × 515	640 × 515	520 × 520																																																																																																																																																															
45° R	500	480 × 515	480 × 515	480 × 480																																																																																																																																																															
60° R	320	320 × 330	320 × 330	320 × 320																																																																																																																																																															
0°	260	410 × 260	410 × 260	260 × 260																																																																																																																																																															
45° R	260	310 × 140	250 × 260	250 × 250																																																																																																																																																															
60° R	180	200 × 130	130 × 260	180 × 180																																																																																																																																																															
0°	330	510 × 330	510 × 330	330 × 330																																																																																																																																																															
45° R	330	340 × 300	300 × 330	310 × 310																																																																																																																																																															
60° R	230	240 × 200	190 × 330	210 × 210																																																																																																																																																															
0°	440	635 × 440	635 × 440	440 × 440																																																																																																																																																															
45° R	440	520 × 300	440 × 440	440 × 440																																																																																																																																																															
60° R	315	315 × 375	280 × 440	315 × 315																																																																																																																																																															
0°	520	640 × 510	640 × 510	510 × 510																																																																																																																																																															
45° R	520	540 × 300	460 × 510	500 × 500																																																																																																																																																															
60° R	310	310 × 460	275 × 510	310 × 310																																																																																																																																																															
0°	340	615 × 340	615 × 340	340 × 340																																																																																																																																																															
45° R	340	400 × 340	400 × 340	340 × 340																																																																																																																																																															
45° L	340	400 × 340	400 × 340	340 × 340																																																																																																																																																															
60° R	260	260 × 340	260 × 340	260 × 260																																																																																																																																																															
60° L	260	260 × 340	260 × 340	260 × 260																																																																																																																																																															
0°	500	820 × 500	820 × 500	500 × 500																																																																																																																																																															
45° R	500	560 × 500	560 × 500	500 × 500																																																																																																																																																															
45° L	500	560 × 500	560 × 500	500 × 500																																																																																																																																																															
60° R	360	360 × 500	360 × 500	360 × 360																																																																																																																																																															
60° L	360	360 × 500	360 × 500	360 × 360																																																																																																																																																															

Vysvětlivky
Beschreibung
Explanatories

 Hydraulické provedení Hydraulische Ausführung Hydraulic version	 Manuál Manuell Manual	 Poloařomat Halbautomat Semiautomatic	 Rozsah úhlu řezu Gehrungsbereich Mitre Capacity	 Rozsah úhlu řezu Gehrungsbereich Mitre Capacity
 Pneumatické provedení Pneumatische Ausführung Pneumatic version	 Automat Automat Automatic	 Rozsah úhlu řezu Gehrungsbereich Mitre Capacity	 Rozsah úhlu řezu Gehrungsbereich Mitre Capacity	 Rozsah úhlu řezu Gehrungsbereich Mitre Capacity

Details
Details
Details

<p>PULLDOWN</p>  <p>Stupnice řezného úhlu Clamping cube and cleaning brush Schnittwinkelskala</p>	<p>ERGONOMIC MANUAL</p>  <p>Zvedací válec Clamping cylinder Hubzylinder</p>	<p>ERGONOMIC MANUAL</p>  <p>Vodící kostka a kartáček Führungsklotz und Reinigungsbürste</p>	<p>ERGONOMIC MANUAL</p>  <p>Upínací svěrák a délkový doraz Spannstock und Längenschlag</p>	<p>ERGONOMIC AUTOMAT</p>  <p>Ovládací panel Control panel Bedienpult</p>	<p>ERGONOMIC AUTOMAT</p>  <p>Upínací svazků materiálu Clamping device Bündelspanner</p>	<p>TRANSVERSE SEMI-AUTOMAT</p>  <p>Upínací svazků materiálu Clamping vice and length roller Bündelspanner</p>	<p>TRANSVERSE AUTOMAT</p>  <p>Upínací svěrák a válečková trať Spannstock und Rollenbahn</p>	<p>INDIVIDUAL SEMI-AUTOMAT</p>  <p>Regulace přítlaku do řezu Cutting pressure regulation Schnittdruckregulierung</p>	<p>INDIVIDUAL SEMI-AUTOMAT</p>  <p>Vedení pilového pásu Saw band guiding Sägebandführung</p>
---	---	---	--	--	---	---	---	--	--




**VÝROBNÍ PROGRAM
PRODUCT RANGE
PROGRAMMÜBERSICHT**

PODAVAČE MATERIÁLU
MATERIAL FEEDERS
MATERIALVORSCHÜBE



DĚLKOVÉ DORAZY
LENGTH STOPS
MESSANGSCHLÄGE

mechanický doraz / manual length stop / manueller Messanschlag



digitální doraz / digital length stop / digitaler Messanschlag



NC-měřicí doraz / NC-length stop / NC-Messanschlag



těžký NC-měřicí doraz / heavy NC-length stop / schwerer NC-Messanschlag



DOPRAVNÍKY MATERIÁLU
ROLLER CONVEYORS
ROLLENBAHNEN

M 230 / 330 / 430




D 340 / 440 / 540



H/HP 450 / 550 / 650 / 750 / 850 / 1050



S/SP 750 / 850 / 1050 / 1250



KOMPLETNÍ SESTAVY S POHÁNĚNÝMI DOPRAVNÍKY, PŘÍČNÝMI
PODAVAČI A DORAZY S ODMĚROVÁNÍM DĚLEK

COMPLETE HANDLING SYSTEMS WITH POWERED CONVEYORS,
CROSS-FEEDERS AND LENGTH STOPS

KOMPLETTE ANLAGEN MIT ANGETRIEBENEN ROLLENBAHNEN,
QUERFÖRDEREINHEITEN UND LÄNGENANSCHLAGEN



BASIC 200	
brush dimensions	200 x 40 mm
speed	2800 min ⁻¹
max. material dimensions	90 x 90 mm
output	1,5 kW



SINGLE 250 II	
brush dimensions	250 x 55 mm
speed	2800 / 1400 min ⁻¹
max. material dimensions	90 x 90 mm
output	2,2 kW



ORBITAL 250 NIIL	
brush dimensions	250 x 190 mm
speed	3000 / 1420 min ⁻¹
max. material dimensions	120 x 120 mm
output	3 kW



SV 330 DGH				
0°	320	330 x 330	320 x 330	320 x 320
45° R	265	320 x 265	320 x 265	265 x 265
45° L	265	320 x 265	320 x 265	265 x 265
60° R	150	320 x 150	320 x 150	150 x 150
60° L	180	320 x 180	320 x 180	180 x 180
output	1,1/1,5 kW	3725 x 25(27) x 0,9 mm		



* ilustrační foto / illustration photo / Foto nur zu Illustration	
SINGLE 250 S	
brush dimensions	250 x 55 mm
speed	300 – 2800 min ⁻¹
max. material dimensions	90 x 90 mm
output	2,2 kW



ORBITAL 250 NS	
brush dimensions	250 x 190 mm
speed	300 – 3000 min ⁻¹
max. material dimensions	120 x 120 mm
output	3 kW



AL 500				
60° L	120	120 x 70	55 x 170	115 x 115
0° jaws ahead	170	265 x 25	90 x 175	150 x 150
0° jaws back	135	395 x 70	375 x 95	95 x 95
45° R	150	180 x 40	65 x 125	100 x 100
60° R	120	120 x 70	55 x 170	105 x 105
output	4 kW	500 x 30 x 4,1 mm		



AL 500 ANC				
0°	170	325 x 110	130 x 300	130 x 130
output	4 kW	500 x 30 x 4 mm		



ERGONOMIC 290.250 DGA				
0°	240	160 x 325	220 x 300	210 x 210
45° R	180	60 x 230	115 x 200	195 x 195
45° L	220	120 x 220	195 x 220	155 x 155
60° R	135	100 x 130	100 x 130	95 x 95
output	1,5 kW	2910 x 25(7) x 0,9 mm		




AL 400				
60° L	96	100 x 55	45 x 125	85 x 85
0° jaws ahead	120	220 x 25	90 x 120	110 x 110
0° jaws back	90	285 x 70	285 x 70	70 x 70
45° R	120	150 x 40	65 x 125	100 x 100
60° R	96	100 x 55	45 x 125	85 x 85
output	3 kW	400 x 30 x 3,6 mm		




AL 600				
60° L	145	155 x 50	40 x 225	125 x 125
0° jaws ahead	205	310 x 50	110 x 210	175 x 175
0° jaws back	170	500 x 50	125 x 455	125 x 125
60° R	180	215 x 50	50 x 225	155 x 155
60° L	145	155 x 50	40 x 225	125 x 125
output	5,5 kW	600 x 30 x 4,6 mm		



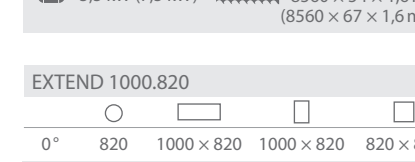
COMPACT 460 A				
0°	460	460 x 460	460 x 460	460 x 460
output	5,5 kW	6050 x 41 x 1,3 mm		




EXTEND 700.520				
0°	520	700 x 520	700 x 520	520 x 520
output	4 kW	6640 x 41 x 1,3 mm		



EXTEND 800.620				
0°	620	800 x 620	800 x 620	620 x 620
output	4 kW (5,5 kW)	7300 x 41 x 1,3 mm (7300 x 54 x 1,3 mm)		



EXTEND 900.720				
0°	720	900 x 720	900 x 720	720 x 720
output	5,5 kW (7,5 kW)	8560 x 54 x 1,6 mm (8560 x 67 x 1,6 mm)		



EXTEND 1000.820				
0°	820	1000 x 820	1000 x 820	820 x 820
output	7,5 kW (9 kW)	9280 x 54 x 1,6 mm (9280 x 67 x 1,6 mm)		



COMPACT 360 A				
0°	360	360 x 360	360 x 360	360 x 360
output	5,5 kW	5860 x 41 x 1,3 mm		

Příslušenství k pilám
Accessories bandsaws
Zubehör Bandsägen



Hydraulický upínač svazků
Hydr. bundle clamping device
Hydr. Bündelspanner

Hydraulický ukazatel napnutí pil. pásu
Hydr. band tension indicator
Hydr. Bandspannungsanzeige

Regulace upínacího tlaku svěráku
Vice clamping pressure regulation
Spanndruckregulierung

Halogenové osvětlení prac. prostoru
Halogen lighting of workspace
Halogen-arbeitsleuchte

Pistole na čištění stroje od třísek
Pistol for removal of swarf
Spänespülpistole

Tenzomat – měření napnutí pásu
Tenzomat – measuring of band tension
Tenzomat – Bandspannungsmessgerät

Mikronizér – chlazení směsi vzduchu a oleje
Microniser – micro spray device
Microniser – Minimalschmiereinrichtung

Laserliner
Laseler
Laselerliner

WWW.BOMAR.CZ
OBCHODNÍ ZÁSTUPCE
YOUR BOMAR PARTNER
IHR BOMAR PARTNER

Fotografie mají ilustrativní charakter / Photos are only for illustration / Alle Fotos dienen nur zu Illustration
Změny a chyby vyhrazeny / Changes and mistakes reserved / Irrtümer und Änderungen vorbehalten